








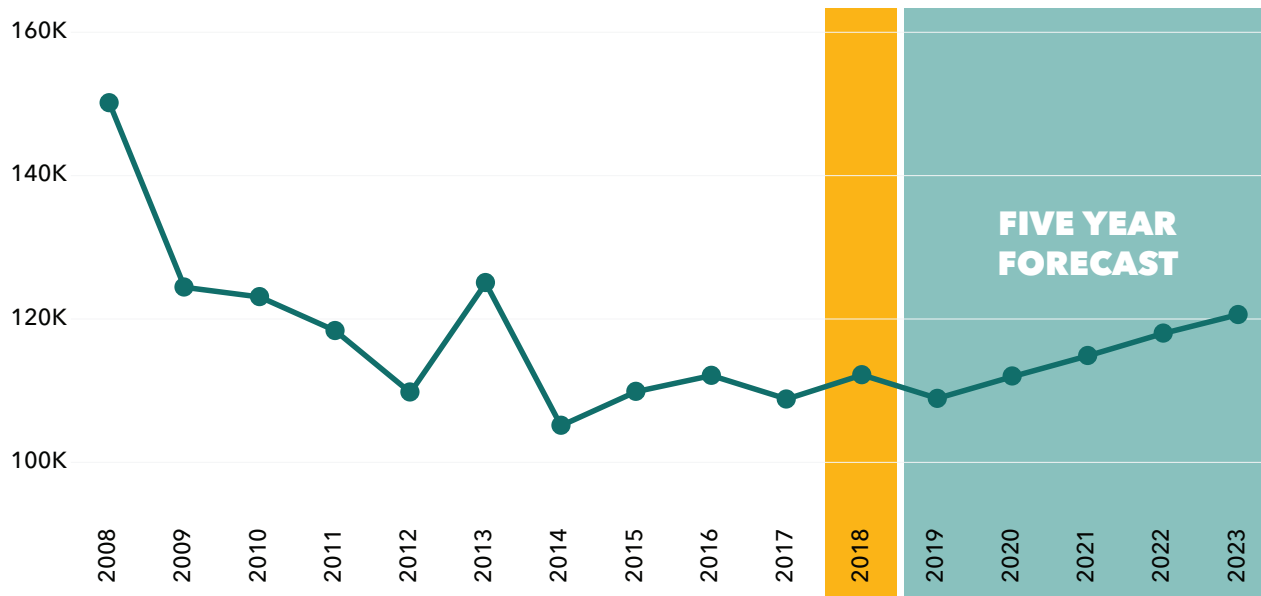
# The United Kingdom

- United Kingdom remains Philadelphia’s #1 overseas source market, a rank it has held since data tracking began in 2000
- UK in-bound travel to Philadelphia is up 3.1% year-over-year
- Visitation from the UK is expected to increase by 7.5% over the next five years

**IN 2018**

				
<b>112,300</b>	<b>\$91.3 M</b>	<b>258,400</b>	<b>\$813</b>	<b>1,281</b>
Total Visitors from the United Kingdom	Total Visitor Spending from the United Kingdom	Total Room Nights Sold to Visitors from the United Kingdom	Amount Spent per Visitor from the United Kingdom	FTE* Jobs Supported by Visitors from the United Kingdom <small>*FTE=Full-Time Equivalent</small>

## Visitors from the United Kingdom

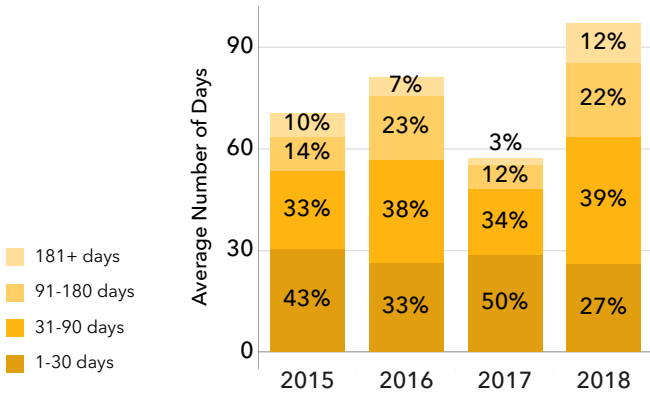


 **SPENDING**  
Spending by visitors from the United Kingdom increased 0.6% YOY, and over the next five years is expected to grow by 7.7%.

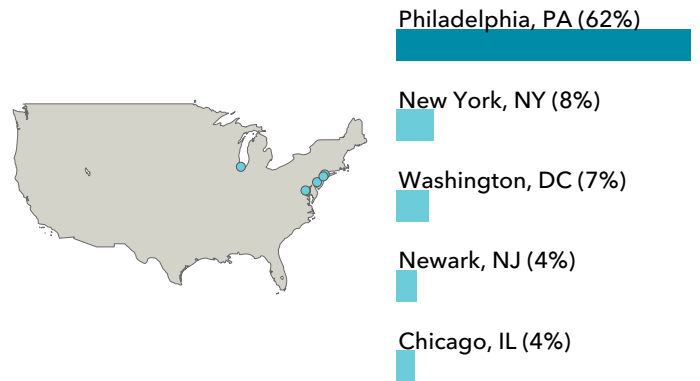
# 2018 Visitors from the United Kingdom to Philadelphia

## AIR TRAVEL BOOKING WINDOW

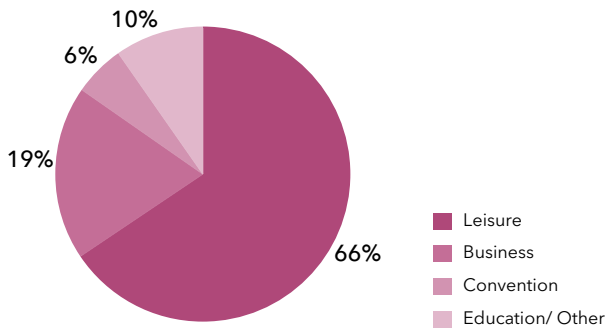
"Booking window" is defined as the number of days prior to departure that airline reservations were made.




## TOP PORTS OF ENTRY TO THE U.S.



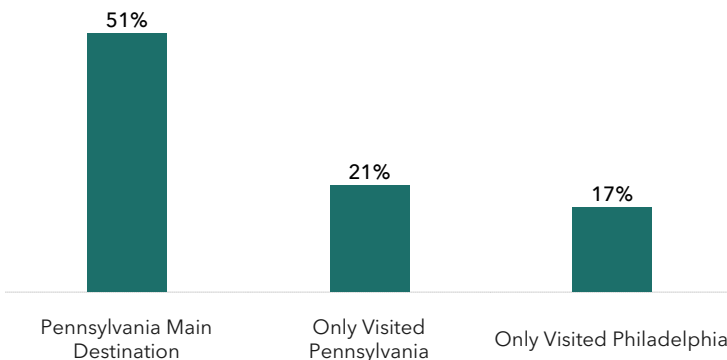
## TOP REASONS FOR TRAVELING TO PHILADELPHIA



## TOP ACTIVITIES



## PLACES VISITED



## REGIONAL PARTNERSHIPS

The PHLCVB has been working with regional CVBs and tourism partners to promote the region for overseas visitation, encouraging them to visit several destination within the region, including Philadelphia.

FRANKLY  
PHILA  
DELPHIA

Interested in learning more about overseas visitation to Philadelphia?  
Contact the PHLCVB Global Tourism Team at **215-636-3409**  
or **GlobalTourism@DiscoverPHL.com**.

**PHLCVB**  
Philadelphia Convention  
& Visitors Bureau

Sources: National Travel & Tourism Office (Profile Data); Tourism Economics (Visitation/Spending)  
All figures and estimates are subject to revisions as new data becomes available. Due to rounding, minor difference among results may occur from year to year. 9/2019

