

100 LEVEL

100 LEVEL MEETING ROOMS								
Meeting Room	Gross sq ft	Width	Length	Ceiling Height	Banquet	Class Room	Theater	Hollow Square
100-A	450	18'	25'	11'	20	24	48	16
100-B	450	18'	25'	11'	20	24	48	16
101	450	18'	25'	11'	20	24	46	16
102-A	1,540	37'	38'	11'	90	72	162	40
102-B	770	18'	38'	11'	30	42	80	32
102-AB	2,146	58'	38'	11'	150	112	256	50
103-A	3,036	39'	76'	17'	180	168	378	64
103-B*	3,036	39'	76'	17'	160	152	353	70
103-AB	6,080	80'	76'	17'	340	376	775	75
103-BC	6,080	80'	76'	17'	340	376	775	75
103-C	3,036	39'	76'	17'	180	168	378	64
103-ABC	9,044	119'	76'	17'	560	600	1,060	80
104-A	986	29'	34'	11'	40	48	108	30
104-B	986	29'	34'	11'	40	48	108	30
104-AB	1,972	59'	34'	11'	100	124	238	56
105-A	802	19'	38'	13'	40	42	80	32
105-B	2,406	59'	38'	13'	150	144	272	70
105-AB	3,081	79'	38'	13'	210	192	368	72
106-A	825	19'	39'	11'	40	42	80	30
106-B	825	19'	39'	11'	40	42	80	30
106-AB	1,521	39'	39'	11'	90	84	180	40
107-A	802	19'	39'	13'	40	48	80	30
107-B	2,406	59'	39'	13'	150	144	272	70
107-AB	3,081	79'	39'	13'	180	192	368	72
108-A	3,165	45'	66'	17'	190	208	360	64
108-B	3,165	45'	66'	17'	190	208	360	64
108-AB	6,006	91'	66'	17'	380	368	726	88
109-A	802	19'	39'	13'	40	42	80	32
109-B	2,406	59'	39'	13'	150	144	272	56
109-AB	3,081	79'	39'	13'	210	192	368	72
110-A	825	19'	39'	11'	40	42	80	30
110-B	825	19'	39'	11'	40	42	80	30
110-AB	1,521	39'	39'	11'	90	84	180	40
111-A	802	19'	39'	13'	40	42	80	32
111-AB	3,081	79'	39'	13'	210	192	368	70
112-A	986	29'	34'	12'	40	48	108	30
112-B	986	29'	34'	12'	40	48	108	30
112-AB	1,972	58'	34'	12'	100	120	238	56
113-A	3,036	39'	76'	17'	180	168	378	70
113-B*	3,036	39'	76'	17'	160	152	352	70
113-C	3,036	39'	76'	17'	180	168	378	70
113-AB	6,004	59'	76'	17'	340	376	651	75
113-BC	6,004	59'	76'	17'	340	376	651	75
113-ABC	9,044	118'	76'	17'	560	600	1,060	80

capacities shown are maximum with no furniture or equipment.
 * numbers do not account for A/V equipment or staging that may impact the capacity.
 ** rooms with columns

100 LEVEL MEETING ROOMS									
Meeting Room	Gross sq ft	Width	Length	Ceiling Height	Banquet	Class Room	Theater	Hollow Square	
Michael A. Nutter Theatre	6,300	81'3"	58'6"	17' Low 21' High	600 Fixed-Seating				Stage 58'W x 14'D
115-A	2,964	39'	76'	18'	180	156	360	64	
115-B*	2,964	39'	76'	18'	150	160	322	48	
115-C	2,964	39'	76'	18'	180	156	360	64	
115-AB	6,004	79'	76'	18'	260	320	656	75	
115-BC	6,004	79'	76'	18'	260	320	656	75	
115-ABC	9,044	119'	39'	18'	540	608	1050	80	
116	2,655	59'	46'	12'	150	192	280	56	
117	2,655	59'	46'	12'	150	192	280	56	
118-A	2,964	39'	76'	18'	180	156	360	64	
118-B*	2,964	40'	76'	18'	150	96	322	48	
118-C	2,964	39'	76'	18'	180	156	360	64	
118-AB	6,004	79'	76'	18'	260	320	656	75	
118-BC	6,004	79'	76'	18'	260	320	656	75	
118-ABC	9,044	76'	119'	18'	340	608	1050	80	
119-A	3,082	46'	67'	18'	190	184	340	64	
119-B	3,082	46'	67'	18'	190	184	340	64	
119-AB	6,164	91'	67'	18'	380	368	736	88	
120-A	2,379	39'	59'	18'	120	120	270	56	
120-B	2,379	39'	59'	18'	120	120	270	56	
120-C	2,379	39'	59'	18'	120	120	270	56	
120-AB	4,661	79'	59'	18'	240	280	546	75	
120-BC	4,661	79'	59'	18'	240	280	546	75	
120-ABC	7,259	119'	59'	18'	400	480	858	80	
121-A	2,379	39'	59'	18'	120	120	270	56	
121-B	2,379	39'	59'	18'	120	120	270	56	
121-C	2,379	39'	59'	18'	120	120	270	56	
121-AB	4,661	79'	59'	18'	240	280	546	70	
121-BC	4,661	79'	59'	18'	240	280	546	70	
121-ABC	7,259	119'	59'	18'	400	480	858	80	
122-A	2,379	39'	59'	18'	120	120	270	56	
122-B	3,600	39'	59'	18'	200	200	392	64	
122-AB	6,040	99'	59'	18'	320	320	672	88	
123	2,596	59'	43'	12'	150	140	280	56	
124	2,596	59'	43'	12'	150	140	280	56	
125	2,596	59'	43'	12'	150	140	280	56	
126-A	3,540	60'	59'	18'	200	200	420	64	
126-B	1,830	30'	59'	18'	100	88	224	56	
126-AB	5,428	92'	59'	18'	280	320	672	88	

100 LEVEL EXHIBIT HALLS										
Room	Gross sq ft	Width	Length	Ceiling Height	Columns	10 x 10 Exhibits	Banquet**	Theater	Max Door Size	Loading Docks
Hall F*	125,000	368'	340'	15' Low	60'	477	5,240	9,200	24' x 16'	8
Hall G*	26,000	190'	179'	14' Low	60'	82	1,080	2,200	24' x 14'	4
Broad Street Atrium	23,400	90'	260'	113'	N/A	N/A	N/A	N/A	N/A	N/A

Capacities shown are maximum with no furniture or equipment.
 These numbers do not account for A/V equipment or staging that may impact the capacity.
 * Rooms with columns ** Rounds of 10



200 LEVEL

GRAND HALL

Gross sq ft	Width	Length	Ceiling Height	Columns	10 x 10 Exhibits	Theater	Max Door Size	Loading Docks
34,960	152'	230'	90' low	N/A	N/A	N/A	7'10" x 7'9"	N/A

200 LEVEL EXHIBIT HALLS

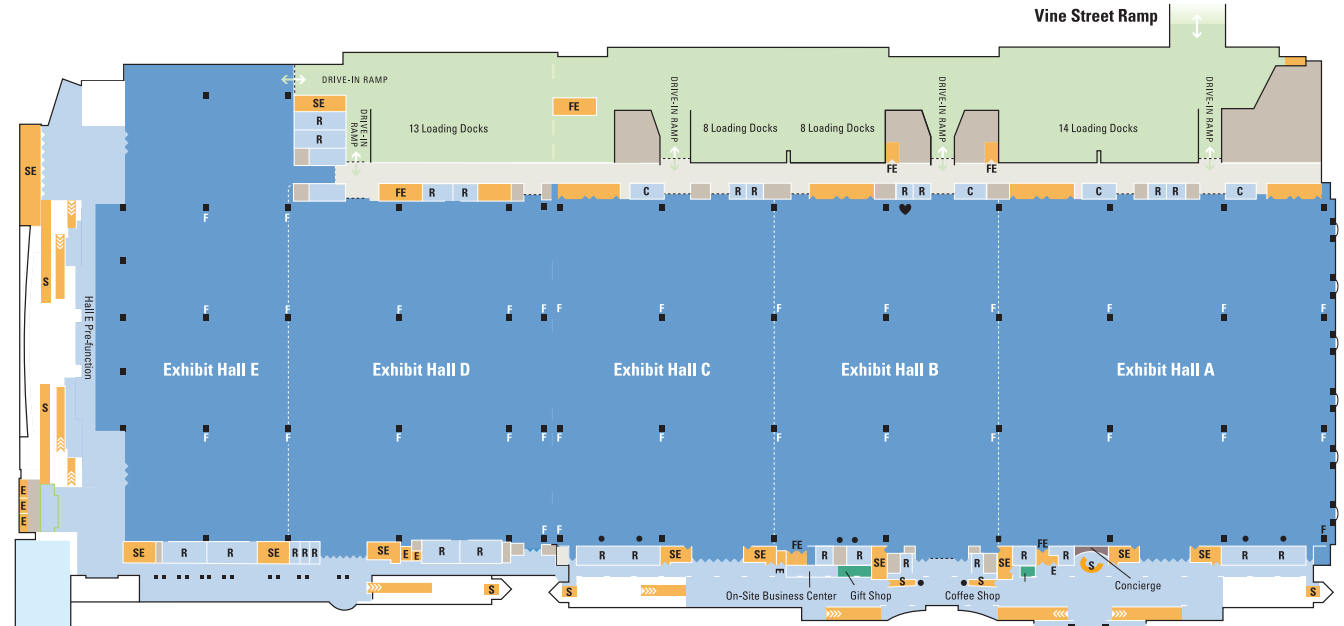
Room	Gross sq ft	Width	Length	Ceiling Height	Columns	10 x 10 Exhibits	Banquet**	Theater	Max Door Size	Loading Docks
Hall A *	135,000	370'	360'	30' low	120'	658	7,080	10,000	25' x 16'	14
Hall B *	90,000	370'	240'	30' low	120'	436	4,080	6,000	25' x 16'	8
Hall C *	90,000	370'	240'	30' low	120'	436	4,080	6,000	25' x 16'	6
Hall D *	109,000	294'	380'	29' low	120'	450	5,560	9,310	25' x 16'	8
Hall E *	104,000	221'	518'	29' low	120'	400	5,210	8,900	25' x 16'	5

200 LEVEL MEETING ROOMS

Meeting Room	Gross sq ft	Width	Length	Ceiling Height	Banquet	Class Room	Theater	Hollow Square
201-A *	3,713	48'	79'	20'	200	200	408	64
201-B	2,891	49'	59'	20'	180	176	416	56
201-C *	3,713	49'	79'	20'	200	200	408	64
201-AB	7,426	100'	79'	20'	340	344	712	80
201-BC	7,426	100'	79'	20'	340	344	712	80
201-ABC	11,771	149'	79'	20'	560	576	1,224	90
202-A	1,450	24'	57'	16'	80	88	143	48
202-B	1,450	24'	57'	16'	80	88	143	48
202-AB	2,793	49'	57'	16'	160	160	360	56
203-A	1,450	24'	57'	16'	80	88	143	48
203-B	1,450	24'	57'	16'	80	88	143	48
203-AB	2,793	49'	57'	16'	160	160	360	56
204-A *	3,713	49'	79'	20'	200	200	408	64
204-B	2,891	49'	59'	20'	180	176	416	56
204-C *	3,713	49'	79'	20'	200	200	408	64
204-AB	7,426	99'	79'	20'	340	344	712	75
204-BC	7,426	99'	79'	20'	340	344	712	75
204-ABC	11,771	149'	79'	20'	560	576	1,224	80

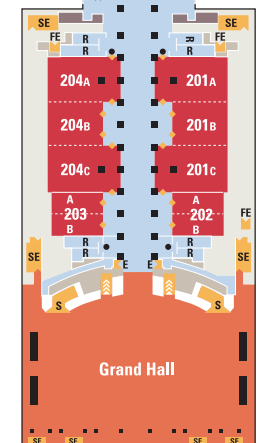
BRIDGE OVER ARCH STREET

9,300 sq ft



KEY

- Entrances
- Exhibit Halls
- Meeting Rooms
- Ballrooms
- Public Areas
- Shops
- Stairs, Elevator, Escalator
- Loading Dock
- House Storage
- Offices
- Back of House
- C Concession Stand
- D Dressing Rooms
- E Elevator
- FE Freight Elevator
- F Fire Hose Connection
- SE Stairs/Emergency Exit
- R Restrooms
- T Ticket Offices
- Columns
- Water Fountain
- AED/Medical
- Mamava Nursing Pod



Capacities shown are maximum with no furniture or equipment.
 These numbers do not account for A/V equipment or staging that may impact the capacity.
 * Rooms with columns ** Rounds of 10

300 LEVEL MEETING ROOMS

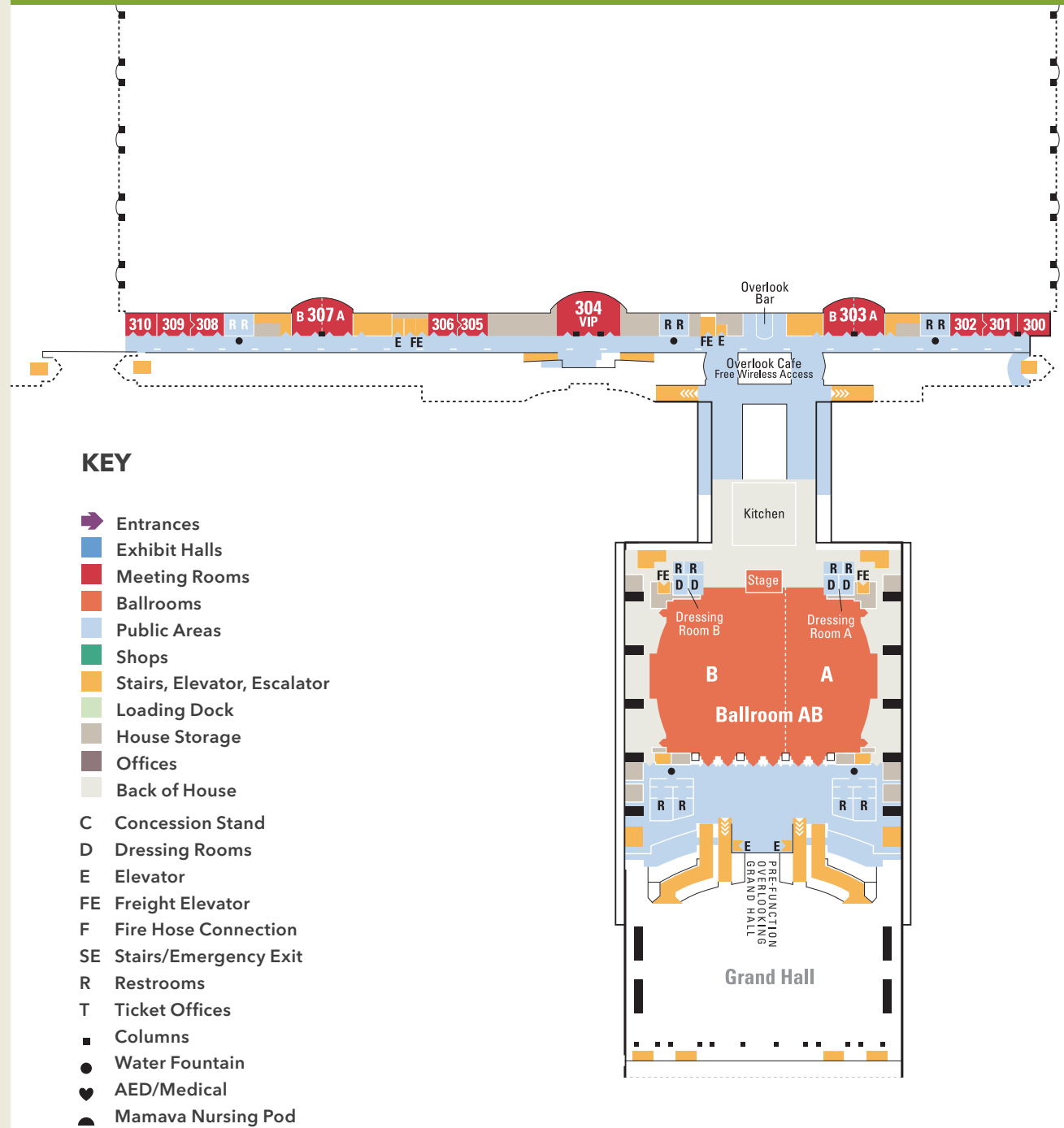
Meeting Room	Gross sq ft	Width	Length	Ceiling Height	Banquet	Class Room	Theater	Hollow Square
300	500	25'	20'	8'6"	30	24	50	16
301	580	29'	20'	8'6"	30	24	48	24
302	580	29'	20'	8'6"	30	24	48	24
303-A	810	26'	27'	8'6"	40	40	94	24
303-B	810	26'	27'	8'6"	40	40	94	24
303-AB	1,431	54'	27'	8'6"	80	100	204	40
304 (VIP)	1,624	56'	29'	8'6"	100	112	244	48
305	520	26'	20'	8'6"	30	24	50	16
306	520	26'	20'	8'6"	30	24	50	16
307-A	810	26'	27'	8'6"	40	40	94	24
307-B	810	26'	27'	8'6"	40	40	94	24
307-AB	1,431	53'	27'	8'6"	80	100	204	40
308	580	29'	20'	8'6"	30	24	59	24
309	580	29'	20'	8'6"	30	24	59	24
310	286	22'	13'	8'6"	20	16	31	16

BALLROOM AB ABOVE 200 LEVEL

Room	Gross sq ft	Width	Length	Ceiling Height	Banquet	Class Room	Theater
Ballroom A	11,620	67'	156'	24' low	744**	576	1,092
Ballroom B	18,330	107'	156'	42' high	1,140**	1,160	1,881
Ballroom AB	31,512	202'	156'	42' high	2,000**	1,500	2,973
Stage	34'W x 24' D						

Capacities shown are maximum with no furniture or equipment.
 These numbers do not account for A/V equipment or staging that may impact the capacity.
 ** At 6 ft. rounds with 12 seats per table

300 LEVEL (DETAIL)



400 LEVEL (DETAIL)






400 LEVEL TERRACE BALLROOM

Room	Gross sq ft	Width	Length	Ceiling Height	Banquet	Class Room	Theater
I	18,216	147'	115'	36' low	960**	788	1,470
II	9,488	147'	60'	36' low	480**	528	872
III	9,488	147'	60'	36' low	480**	528	872
IV	18,216	147'	115'	36' low	960**	788	1,470
Total	55,408	147'	349'	36' low	3,120**	2,880	5,040

These numbers do not account for A/V equipment or staging that may impact the capacity.

** At 6 ft. rounds with 12 seats per table

KEY

-  Entrances
-  Exhibit Halls
-  Meeting Rooms
-  Ballrooms
-  Public Areas
-  Shops
-  Stairs, Elevator, Escalator
-  Loading Dock
-  House Storage
-  Offices
-  Back of House
-  Concession Stand
-  Dressing Rooms
-  Elevator
-  Freight Elevator
-  Fire Hose Connection
-  Stairs/Emergency Exit
-  Restrooms
-  Ticket Offices
-  Columns
-  Water Fountain
-  AED/Medical
-  Mamava Nursing Pod

