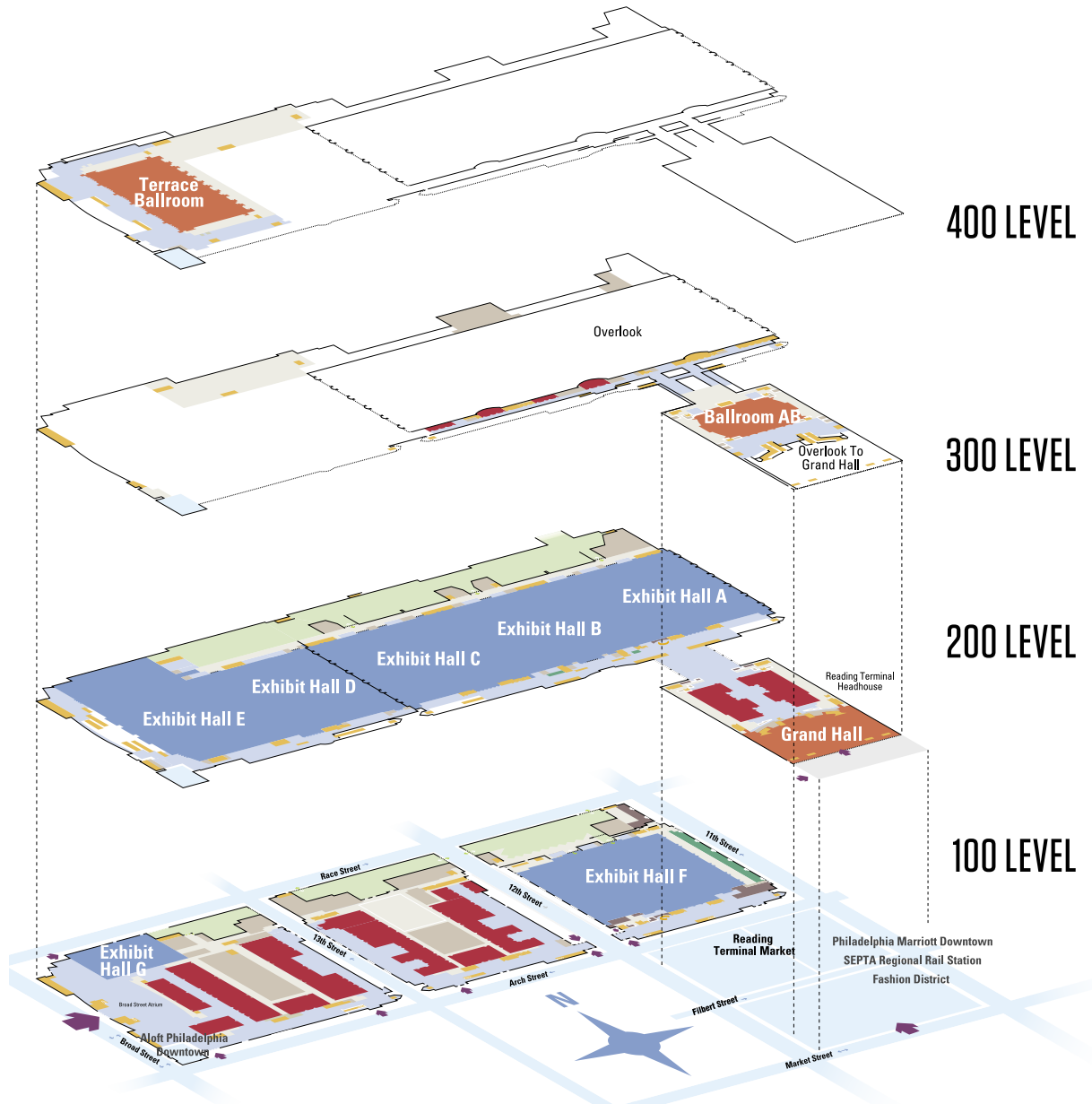


THE PENNSYLVANIA CONVENTION CENTER FLOOR PLANS

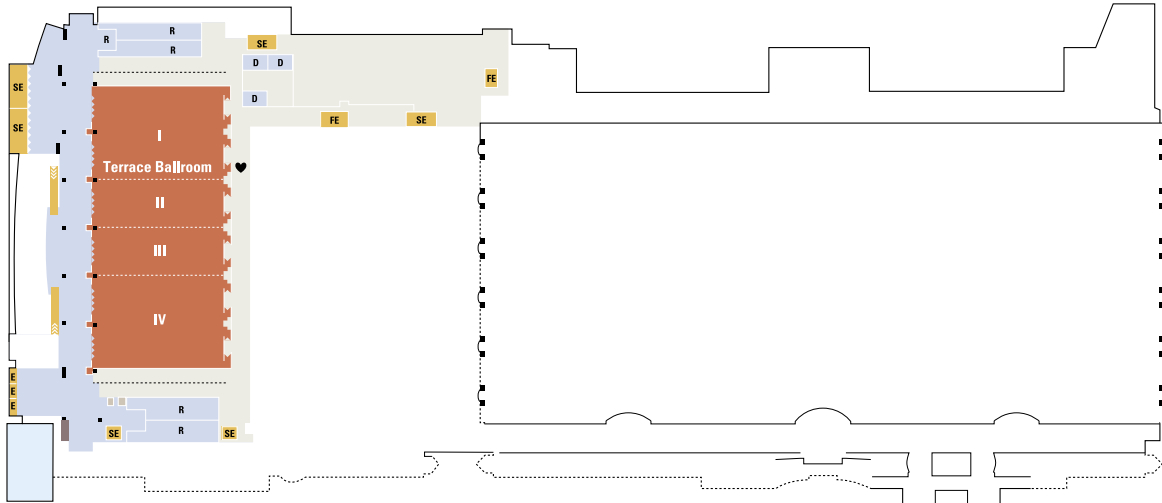


KEY

- | | |
|-----------------------------|-----------------------|
| Entrances | Concession Stand |
| Exhibit Halls | Dressing Rooms |
| Meeting Rooms | Elevator |
| Ballrooms | Freight Elevator |
| Public Areas | Fire Hose Connection |
| Shops | Stairs/Emergency Exit |
| Stairs, Elevator, Escalator | Restrooms |
| Loading Dock | Ticket Offices |
| House Storage | Columns |
| Offices | Water Fountain |
| Back of House | AED/Medical |
| | Mamava Nursing Pod |




400 LEVEL



400 LEVEL TERRACE BALLROOM

Room	Gross sq ft	Width	Length	Ceiling Height	Banquet	Class Room	Theater
I	18,216	147'	115'	36' low	960**	788	1,470
II	9,488	147'	60'	36' low	480**	528	872
III	9,488	147'	60'	36' low	480**	528	872
IV	18,216	147'	115'	36' low	960**	788	1,470
Total	55,408	147'	349'	36' low	3,120**	2,880	5,040

Capacities shown are maximum with no furniture or equipment. These numbers do not account for A/V equipment or staging that may impact the capacity.
 ** At 6 ft. rounds with 12 seats per table



ONE OF THE LARGEST CONVENTION CENTER BALLROOMS ON THE EAST COAST

KEY

- Entrances
- Exhibit Halls
- Meeting Rooms
- Ballrooms
- Public Areas
- Shops
- Stairs, Elevator, Escalator
- Loading Dock
- House Storage
- Offices
- Back of House
- Concession Stand
- Dressing Rooms
- Elevator
- Freight Elevator
- Fire Hose Connection
- Stairs/Emergency Exit
- Restrooms
- Ticket Offices
- Columns
- Water Fountain
- AED/Medical
- Mamava Nursing Pod